



Government of South Australia
Department for Education

Principal:
Deputy Principal:
Governing Council Chairperson:
Phone: 8725 3381
Website: <http://www.reidyprkps.sa.edu.au>

Craig Scerri
Emma Hayward
Shylie Harrison
Fax: 8725 0576
Email: dl.0290.info@schools.sa.edu.au

Term 1, Week 3,

DIARY DATES

Wednesday 17th February	Acquaintance Night 5.30-7pm
Thursday 20th February	Assembly 12.05pm
Wednesday 17th March	AGM & Governing Council Meeting 7pm

Dear families,

Another busy week at Reidy Park as we moved from our "Setting up for Success" program into the regular pattern of day to day learning. This is an especially exciting time for our R-1 teachers as they implement the InitialLit Program that will specifically target phonics.

School Stream

I have been alerted to a potential issue in families receiving notifications when communication is being sent via School Stream. This was potentially caused by a user error (quite possibly a new principal) and should be rectified today. Please check School Stream for any messages that may have been missed.

Acquaintance Night

A note was sent out recently that outlined the plan for our slightly altered version of this annual school event. Please note the time was written incorrectly on the note and the actual time for the event is **5.30pm – 7.00pm**. Apologies for any confusion.

We encourage families to attend and visit, not only student classrooms, but also the specialist learning spaces.

A reminder of the limits of 6 people/family groups inside each room. I also ask that people are patient and equitable with teacher time.

The school leadership team will be available to chat to throughout the event. Our leadership team are particularly knowledgeable and involved in the following programs:

Mrs. Hayward – R/1 Literacy

Ms. Judd – Aboriginal Student Learning Coordinator, Senior Leader for Literacy and Maths

Mr. Scanlon – Student Wellbeing

Also, feel free to come and introduce yourself to me. I'd love to chat to as many families as possible throughout the night.

Blue Lake Partnership Meeting

Deputy Principal, Emma Hayward, and I had our first opportunity of the year to meet and work with our Regional Director, Adam Box, as well as other site leaders from the various schools within our partnership.

The key message from our department continues to be "growth for every student, in every class, in every school" as we work towards our aspirational goal of building a World Class Education System by 2028. The work of all schools in the area has resulted in strong student growth, so the message for 2021 is "moving from good to great".

This requires strong structures that allow us to target and resource the areas that will have the greatest impact on students. For Reidy Park, this is a major focus on reading and student wellbeing. This work is guided by our Site Improvement Plan that outlines the specific goals and strategies that the school is implementing to drive student improvement. I will give further information about this work in the coming weeks.

2021 Governing Council Annual General Meeting Wednesday 17th of March

This is the first notification to the community that we will be holding our AGM next month.

During this meeting the school will be presenting the Annual Report, outlining what happened at Reidy Park throughout the 2020 academic year as well as the plans for the future. This is an open meeting with any members of the school community able to attend. This meeting also marks the time when people who are interested in joining the council are able to be nominated and voted for.

Craig Scerri
Principal

Material and Services

Your child was given an envelope at the beginning of the year containing start of year information as well as the material and services invoice. If you haven't received them can you check your child's bag. Payment can be made through EFT, details are:

Commonwealth Bank BSB: 065 504
Account: 1038 3426

Another option is to pay via the Qkr! App on your phone or tablet (search for the app in the app store). Qkr! allows families to pay for school fees, uniforms, excursions, incursions and lunches from our canteen service. If you require more information on how to install the app, please see the canteen service insert in this newsletter. If you would like to discuss a payment plan please contact Judy Hunter (business manager).

If you think you may be eligible for school card there is a new online process this year, further information can be found at: sa.gov.au/education/school-card. There are no longer paper forms to fill out. Please remember you need to apply every year for school card.

School Uniform

Our Governing Council endorse the wearing of approved RPPS polos, rugby tops, hoodies, school dresses and skirts, teamed with the school beanie and scarf. We expect students to wear navy blue bottoms which might include shorts, track suit pants or jeans without obvious logos. Please do not encourage wearing of patterned leggings and undershirts unless they are completely covered. Shorts should also be an appropriate length; 'short' shorts and denim shorts are not suitable. Large earrings are dangerous in an active school day and should not be worn. This includes large studs which can easily get caught in clothes and result in injury. Footwear should also be appropriate for school purposes, including participation in physical activities.

Health and PE

In health this term students will explore how success, challenge and failure strengthen identities. Describe how respect, empathy and valuing diversity can positively influence relationships. Investigate how emotional responses vary in depth and strength in different situations. Be more inclusive of students with differences and celebrate diversity.

In P.E. this term, students will be learning how to play fairly and cooperate in teams. Participate in athletics in preparation for SAPSASA athletics. Student's will practise ball skills in games such as soccer, Aussie Rules, touch footy and play minor games.

SAPSASA News

All SAPSASA information for YR 5/6/7 students will now be on school stream. Please make sure you regularly check this site for upcoming trials.



**MOUNT GAMBIER
HIGH SCHOOL**

**Government
of South Australia**
Department for Education



Twilight Tours

Year 6 students
5.00pm, Monday 1 March and
6.30pm Tuesday 2 March 2021

Year 7 students
6.30pm, Monday 1 March and
5.00pm Tuesday 2 March 2021

Families of year 6/7 students wishing to explore enrolment opportunities at Mount Gambier High School for 2022 are invited to attend one of the above Twilight Tour sessions in the Mount Gambier High School gymnasium.

The evening will include:

- A presentation of the school's vision and values by the leadership team
- A tour of the school including curriculum information
- Questions and answers sessions

Due to COVID-19 restrictions we will require all families to register prior to the Twilight Tours. Please contact the school on 8721 0200 or via email dl.0784.info@schools.sa.edu.au to book in for your chosen session.

LEARNING | BELONGING | RESPONSIBILITY



Brave Faces



Room 11 shared their brave faces at assembly last week. We have been focusing on the value of courage. Courage is the ability to decide to do something difficult or dangerous even though you may feel afraid. We all have to put on a brave face to help us with the five different types of courage.

Social courage is about staying true to yourself. You use social courage when your values are challenged.

Moral courage is when you do the right thing (even when no one is looking!). You use moral courage when you think about right and wrong choices and choose to do the right thing.

Emotional courage is when you are brave to feel what you feel. You are being emotionally courageous when you pay attention to your feelings and share them.

Learning courage is when you persist when learning gets tough! You are showing learning courage when you don't give up and keep on trying.

Physical courage is when you physically make yourself do something that is out of your comfort zone. You are showing physical courage when you do the things you didn't think you could do!

When have you had to put your brave face on?

Scholastic Book Club

Scholastic Book Club issue one is being sent home with students today, if you would like to place an order please return to the Front Office no later than Thursday 18th February, or you can order via scholastic.com.au/loop and follow the instructions. If you have any questions please contact Michelle in the Library on 8725 3381.

Please remember to send a library bag with your child when borrowing books from the Library.

A New Learning Space - School Garden

Have you noticed some small changes to the garden on O'Halloran Terrace near the school basketball courts? Over the Christmas holiday break, works were completed to install the start to a working school garden (see images below). Our year 4/5 classes will be planting several native groundcovers, shrubs and trees over the course of this term which will assist in attracting insects, birdlife and bees to the space. Next term, when the cooler weather arrives, students will begin planting several advanced fruit trees. Later in the year, the garden will be available for classes to use as an 'outdoor' learning space as required. I would like to take this opportunity to thank all who have assisted developing the garden thus far with a special mention to the fundraising committee for making this happen.



PREMIER'S READING CHALLENGE

At Reidy Park Primary School we encourage all students to discover the world of reading with the Premier's Reading Challenge. The Challenge requires students to read 12 books by the 17th September 2021. Of the 12 books, 8 need to be chosen from the Premier's Reading Challenge booklist at the student's age / reading level. It is very important that the forms are filled in correctly and signed where required, prior to returning. Further information about the challenge can be found at: <http://www.premiersreadingchallenge.sa.edu.au> or contact Michelle in the Library.



Zones of Regulation

Hello parents and caregivers,

It has been great to see the students and staff settle into their learning routines over the past three weeks. All classrooms have been working hard to establish a positive learning environment and culture which has been wonderful to see.

I wanted to use this opportunity to share information about the Zones of Regulation. You may have heard your child/ren coming home and referring to feeling 'blue, green, yellow or red'. Each of these colour references (see Zones visual below) represent how children may feel with their readiness to learn.





The Zones provide our staff and students with a consistent approach to fostering self-regulation and emotional control. Staff have commenced and will continue to teach their classes about different contexts and situations where the Zones can be used. We understand that some learners may feel like they are in the 'blue', 'yellow' or sometimes 'red' zone, however the approach gives learners strategies which they can use to work their way back to 'green'.

Not only does this approach give learners actionable strategies to assist with regulation, our staff are working hard to proactively model how each of the different zones can be represented across the school day.

If you have any questions about the Zones of Regulation, please do not hesitate to contact your child's classroom teacher or myself.

Frazer Scanlon, Student Wellbeing Leader

The **ZONES** of Regulation®

			
BLUE ZONE Sad Sick Tired Bored Moving Slowly	GREEN ZONE Happy Calm Feeling Okay Focused Ready to Learn	YELLOW ZONE Frustrated Worried Silly/Wiggly Excited Loss of Some Control	RED ZONE Mad/Angry Terrified Yelling/Hitting Elated Out of Control

Reidy Park Primary School Canteen Service

All ordering needs to be done via an app called **Qkr!** (pronounced 'quicker') – no face to face orders are accepted. Qkr! is a secure system for placing orders and making payments and has been developed by MasterCard. Qkr! comes with all levels of security that MasterCard offer on all of their online banking products. Qkr! is available on smartphones, ipads and desktop and laptop computers.

Setting Up

1. Download Qkr! on your Android or Iphone (Ipad users must download the Iphone app). This can be done via the Apple App Store or Google Play.
2. Register - Select your country of residence as Australia and follow the steps to register. This will include:
 - a. Providing your email address.
 - b. Creating your own password.

Setting up your payment cards.

3. Click on the Account tab at the top of the screen. Add your credit card details by clicking on Add Payment Card.
 - a. Enter all of the required information (card holder name, card number, expiry dates etc) and then click Add Payment Card.
 - b. For Card Alias either name it Visa or Mastercard depending on your credit card type. Amex and Diners are not accepted.
 - c. Your payment card will be listed with only the last 4 digits showing. You can delete payment cards by clicking on the Delete button under the card name. You may choose to have receipts emailed to you. You can also have an extra layer of security by choosing a password on checkout.

Registering your child.

4. Find our school. Our school will appear in 'nearby locations' if you're within 10 kms of our school or search for our school by name. Once you have signed in for the first time, Reidy Park PS should remain as your most recent location and be saved for future purchases.
5. Register your child. When first accessing our school you will be prompted to add a student profile for your child/children. This allows you to make orders and payments for them. Information that you will need to provide about your child includes:
 - a. First and last name.
 - b. Gender
 - c. Year level and room number.Complete all the required information and then click 'add child'.
6. At this stage you can add other children if needed. You can also edit the information by clicking on the child's name or remove them from the list by clicking on the 'x'.

Ordering.

7. Sign in to the Qkr! app.
8. Click on Reidy Park Primary School option.
9. Select the ordering day for your child's classroom
 - a. Wednesdays: Rooms 1, 2, 3, 4, 5, 6, 7, 22, 23, 24 and 25.
 - b. Thursdays: Rooms 8, 9, 10, 11, 12, 13, 15, 16, 17, 20 and 21.
10. A yellow box will be highlighted – click the shaded box below this selected date.
11. The menu options will now appear at the top of the screen. Options are provided in the following categories: drinks, salad plates, sandwiches, rolls, hot and tasty, toasted sandwiches, pita wraps, foccacia, amber food and snacks.
12. Click on the item that you wish to order (a prompt will appear asking how many of the item you wish to order and 'add to cart' instruction).
13. Continue making your menu choices until all of your selections have been made. Once this has occurred, you can either:
 - a. Order for another child by selecting their name.
 - b. Go to the 'checkout' to finalise the order and make payment. Please note a message will appear that says 'Pay Mulga Street PS Canteen', this is correct as all orders are being managed by them.
 - c. Orders can be made up until 7.30am on your child's set day.